

## Square Boxes and Accessories

### 4" Square Old-Work Box with Swing Ears

CAT. NO.	DESCRIPTION	STD. CTN.
52171-OW	Metallic 4"-Sq. x 2 1/8"D Old-Work Box with factory-mounted swing ears	25
OW SWING EAR	Swing Ears only (for field installation) with self-threading screws	50 (25 pair)



52171-OW



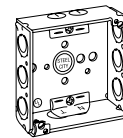
OW Swing Ears

### 4" Square Boxes

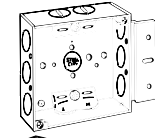
CAT. NO.	DEPTH (IN.)	CU. IN. CAPACITY	CLAMPS	BRKTS.	KNOCKOUTS (IN.)			STD. CTN.
					EA. SIDE CONDUIT	EA. END CONDUIT	BOTTOM CONDUIT	
<b>With Non-Metallic Sheathed Cable Clamps</b>								
52151 N	1 1/2	21.0	C-5	—	2-1/2, 1-1/2, 3/4E	2	1-1/2	50
52151 MS N*	1 1/2	21.0	C-5	MS	2-1/2, 1-1/2, 3/4E	2	1-1/2	25
52151 BN*	1 1/2	21.0	C-5	B	2-1/2, 1-1/2, 3/4E	2	1-1/2	25
52151 VN*	1 1/2	21.0	C-5	SV	2-1/2, 1-1/2, 3/4E	2	1-1/2	25
52151 CVN*	1 1/2	21.0	C-5	CV	2-1/2, 1-1/2, 3/4E	2	1-1/2	25
52151 CVNP*	1 1/2	21.0	C-5	CV	2-1/2, 1-1/2, 3/4E	2	1-1/2	25
52171 N	2 1/2	30.3	C-5	—	2-1/2, 1-1/2, 3/4E	2	1-1/2	25
52171-VN*	2 1/2	30.3	C-5	SV	2-1/2, 1-1/2, 3/4E	2	1-1/2	25
<b>With Conduit KOs</b>								
52141-1/2	1 1/4	18.0	—	—	2-1/2	3-1/2	5-1/2	50
52151 1/2	1 1/2	21.0	—	—	3-1/2	3-1/2	5-1/2	50
52151-3/4	1 1/2	21.0	—	—	2-3/4	2-3/4	3-3/8, 2-3/4	50
52151 1/2 3/4	1 1/2	21.0	—	—	2-1/2, 1-3/4	2-1/2, 1-3/4	3-1/2, 2-3/4	50
521511234P	1 1/2	21.0	—	—	2-1/2, 1-3/4	2-1/2, 1-3/4	3-1/2, 2-3/4	50
52151-3/4-W	1 1/2	21.0	—	—	2-3/4	2-3/4	3-1/2, 2-3/4	50
52151B1234*	1 1/2	21.0	—	B	2-1/2, 1-1/2, 3/4E	2-1/2, 1-3/4, 3/4E	3-1/2, 2-1/2	25
52151-1/2 & 3/4-EW	1 1/2	21.0	—	—	2-1/2, 1-1/2, 3/4E	2-1/2, 1-1/2, 3/4E	3-1/2, 2-1/2, 3/4E	50
521511234EWGB (Ground bump)	1 1/2	21.0	—	—	2-1/2, 1-1/2, 3/4E	2-1/2, 1-1/2, 3/4E	2-1/2, 2-1/2, 3/4E	50
521511234EWGBP (Ground bump with 10 1/2" ground wire)	1 1/2	21.0	—	—	2-1/2, 1-1/2, 3/4E	2-1/2, 1-1/2, 3/4E	2-1/2, 2-1/2, 3/4E	50

\* All Bracketed boxes come complete with eccentric knockouts.

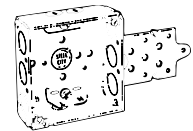
Per UL 514A, suitable for use without a bonding jumper in circuits above or below 250 volts. Pigtail wire is #12 AWG insulated, 10 1/2" long.




52151 N



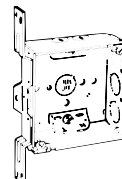
52151 MS N\*  
MS bracket for  
1 1/8", 2 1/8", 3 3/8", 4"



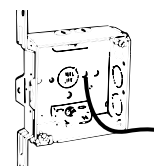
52151 BN\*  
B bracket  
mounted flush



52151 VN\*  
SV bracket  
mounted flush



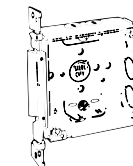
52151 CVN\*  
CV bracket  
mounted flush



52151 CVNP



52171 N



52171-VN\*  
SV bracket  
mounted flush



52141-1/2



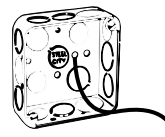
52151 1/2



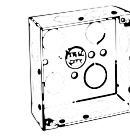
52151-3/4



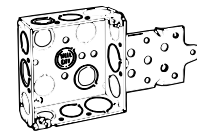
52151 1/2 3/4



521511234P



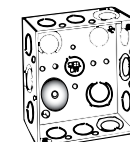
52151-3/4-W



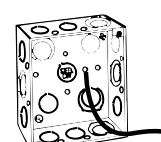
52151B1234  
B Bracket mounted flush



52151-1/2 & 3/4-EW



521511234EWGB



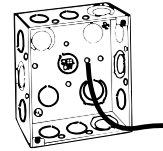
521511234EWGBP

## Square Boxes and Accessories

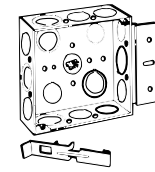
### 4" Square Boxes (continued)

CAT. NO.	DEPTH (IN.)	CU. IN. CAPACITY	CLAMPS	BRKTS.	KNOCKOUTS (IN.)			STD. CTN.
					EA. SIDE CONDUIT	EA. END CONDUIT	BOTTOM CONDUIT	
<b>With Conduit KOs (continued)</b>								
521511234EWP*	1½	21.0	—	—	2-½, 1-½, ¾E	2-½, 1-½, ¾E	3-½, 2-½, ¾E	50
52151 MS 1/2 & 3/4*	1½	21.0	—	MS	2-½, 1-½, ¾E	2-½, 1-¾, ¾E	3-½, 2-½, ¾E	25
52151-V-1/2 & 3/4*	1½	21.0	—	SV	2-½, 1-½, ¾E	2-½, 1-¾, ¾E	3-½, 2-½, ¾E	25
52151 CV 3/4*	1½	21.0	—	CV	2-¾	2-¾	3-½	25
52151 CV 1/2 3/4*	1½	21.0	—	CV	2-½, 1-½, ¾E	2-½, 1-¾, ¾E	3-½, 2-½, ¾E	25
52151DV12*	1½	21.0	—	DV	2-½, ¾E	3-½, ¾E	3-½, ¾E	25
521711234E	2½	30.3	—	—	2-½, 1-½, ¾E	2-½, 1-½, ¾E	3-½, 2-½, ¾E	50
521711234EP (With 10½" ground wire)	2½	30.3	—	—	2-½, 1-½, ¾E	2-½, 1-½, ¾E	2-½, 2-½, ¾E	50
52171 MS 1/2 3/4*	2½	30.3	—	MS	2-½, 1-½, ¾E	2-½, 1-½, ¾E	3-½, 2-½, ¾E	25
52171MSP* (With 10½" ground wire)	2½	30.3	—	MS	2-½, 1-½, ¾E	2-½, 1-½, ¾E	3-½, 2-½, ¾E	25
52171 3/4	2½	30.03	—	—	2-¾	2-¾	3-½, 2-¾	50
52171 1	2½	30.03	—	—	2-1	2-1	3-½, 2-¾	50
52171 V 1/2 & 3/4*	2½	30.03	—	SV	2-½, 1-½, ¾E	2-½, 1-½, ¾E	3-½, 2-½, ¾E	25
52171-CV-1/2 & 3/4*	2½	30.03	—	CV	2-½, 1-½, ¾E	2-½, 1-½, ¾E	3-½, 2-½, ¾E	25
52171-EW-SSX*	2½	30.03	—	SSX	—	—	—	—
521711234EP*	2½	30.03	—	v	2-½, 1-½, ¾E	2-½, 1-½, ¾E	3-½, 2-½, ¾E	25
52171-B-1/2 & 3/4	2½	30.03	—	—	2-½, 1-½, ¾E	2-½, 1-½, ¾E	3-½, 2-½, ¾E	25

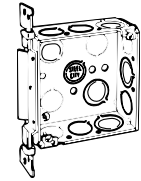
\* All bracketed boxes come complete with eccentric knockouts. Per UL514A, suitable for use without a bonding jumper in circuits above or below 250 volts. Pigtail wire is #12 AWG insulated, 10½" long.



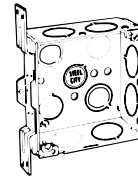
521511234EWP



52151 MS 1/2 & 3/4  
For use on 1½", 2½", 3¾", 4" studs



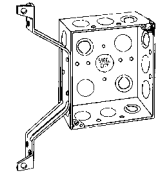
52151-V-1/2 & 3/4  
SV Bracket mounted flush



52151 CV 3/4  
CV Bracket mounted flush



52151 CV 1/2 3/4  
CV Bracket mounted flush



52151DV1/2  
DV Bracket provides offset



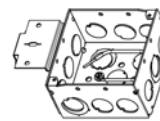
521711234E




521711234EP



52171 MS 1/2 3/4\*  
MS bracket for 1½", 2½", 3¾", 4", 6" metal studs



52171MSP



52171 3/4



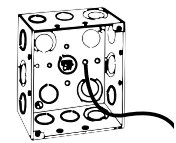
52171 1



52171 V 1/2 & 3/4  
SV bracket mounted flush



52171-CV-1/2 & 3/4  
CV bracket mounted flush



521711234EP


CAT. NO.	DESCRIPTION	EARS	BRACKETS	EACH SIDE KO	EACH END KO	BOTTOM KO	CU. IN. CAPACITY	STD. CTN.
521911234	3½"-deep 4"-square red box	—	—	4 x ½" & ¾" Combo	2 x ½" & ¾" Combo	4 x ½" & ¾" Combo	46	24
521911234CV	3½"-deep 4"-square red box w/side mounting bracket	—	CV	4 x ½" & ¾" Combo	2 x ½" & ¾" Combo	4 x ½" & ¾" Combo	46	10

## Square Boxes and Accessories

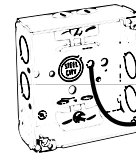
### 4" Square Boxes (continued)

CAT. NO.	DEPTH (IN.)	CU. IN. CAPACITY	CLAMPS	BRKTS.	KNOCKOUTS (IN.)			STD. CTN.
					EA. SIDE CONDUIT	EA. END CONDUIT	BOTTOM CONDUIT	
<b>With Armored Cable/Metal-Clad Clamps</b>								
52151 X	1¼	21.0	C-3	—	2-½, 1-½, ¾E	2	1-½	50
52151XP	1¼	21.0	C-3	—	2-½, 1-½, ¾E	2	1-½	50
52151 BX*	1¼	21.0	C-3	B	2-½, 1-½, ¾E	2	1-½	25
52151 VX*	1¼	21.0	C-3	SV	2-½, 1-½, ¾E	2	1-½	25
52151 CVX*	1¼	21.0	C-3	CV	2-½, 1-½, ¾E	2	1-½	25
52151 MS X*	1¼	21.0	C-3	MS	2-½, 1-½, ¾E	2	1-½	25
<b>For Armored Cable and Metal-Clad Cable Clamps</b>								
52171 X*	2½	30.3	C-3	—	2-½, 1-½, ¾E	2	1-½	25
52171 MSX*	2½	30.3	C-3	MS	2-½, 1-½, ¾E	2	1-½	25
52171MSXP (With 10½" ground wire)	2½	30.3	C-3	MS	2-½, 1-½, ¾E	2	1-½	25
52171-CVX*	2½	30.3	C-3	CV-2	½-¾	—	—	25

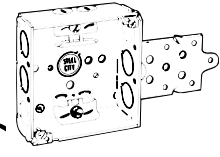
\* All bracketed boxes come complete with eccentric knockouts. Per UL514A, suitable for use without a bonding jumper in circuits above or below 250 volts. Pigtail wire is #12 AWG insulated, 10½" long. All 52171 series boxes have a raised ground bump.



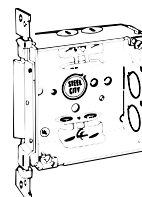
52151 X



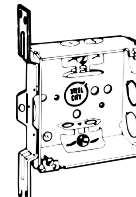
52151XP



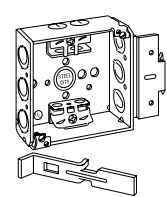
52151 BX\*  
B bracket  
mounted flush



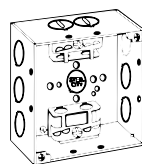
52151 VX\*  
SV bracket  
mounted flush



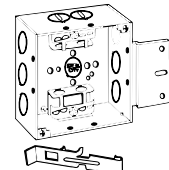
52151 CVX\*  
CV bracket  
mounted flush



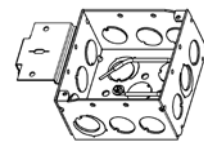
52151 MS X\*  
MS bracket for 1½",  
2½", 3½", 4" metal studs



52171 X



52171 MSX\*  
MS bracket for 1½",  
2½", 3½", 4" metal studs



52171MSXP\*

CAT. NO.	DESCRIPTION	CLAMPS	EACH SIDE CONDUIT	EACH END CONDUIT	BOTTOM CONDUIT	CU. IN. CAPACITY	STD. PKG.
52171-EW-SSX	2½"-deep with conduit KOs	—	1½", 1½" & ¾"E	2½", 1½" & ¾"E	2½", 2½" & ¾"E	30	20
52151-EF-SSX	1½"-deep with conduit KOs	—	1½", 1½" & ¾"E	2½", 1½" & ¾"E	2½", 2½" & ¾"E	21	20
52171-X-SSX	2½"-deep with armored cable clamps	C3	1½", 1½" & ¾"E	2 Cable	1½"	30	20
52151-X-SSX	1½"-deep with armored cable clamps	C3	1½", 1½" & ¾"E	2 Cable	1½"	21	20
CXLESSX	3½"-deep with armored cable clamps	C3	2½"	1½" & 2 Cable	1½"	15	20

### Vapor Tite Boxes

- All K.O.'s pressed flush but still easy to remove
- No holes anywhere
- Top edge of boxes are flush at ears so gasket seals out all air

CAT. NO.	DESCRIPTION	DEPTH	STD. PKG.
52151-SVT	4" Sq. Box, ½" and ¾" K.O. Side and Bottom	1½"	50
52G1-VT	4" Sq. Blank Cover with Gasket	Flat	50
52171-SVT	4" Sq. Box, ½" and ¾" K.O. Side and Bottom	2½"	25
72G1-VT	4½" Sq. Blank Cover with Gasket	Flat	50
72171-SVT	4½" Sq. Box, ½" and ¾" K.O. Side and Bottom	2½"	25
54151-VT	4" Sq. Box, ½" K.O. Side and Bottom	1½"	50
54G1-VT	4" Oct. and Round Box Blank Cover	Flat	50